

6. MYC JUNIORS

6.1. INTRODUCTION

The Club is committed to introducing new sailors to the sport and supporting their development. The junior's program is for 8 to 18-year-olds, from novices to experienced racers, with the provision of qualified instructors.

MYC's commitment to making sailing accessible to all has resulted in our unique "Club owned fleet". Our fleet of training Optimists, Manly Juniors, Flying Elevens and O'pen Skiff Sports boats is available to junior members, providing a very cost-effective entry point to the sport.






The program is provided in partnership with Manly Sailing who are a commercial sailing school. They offer Level 1,2 and 3 courses and students who have completed Level 3 can join the MYC racing and Adventure fleets.

The cost of providing the racing and adventure fleet programs on a commercial basis is prohibitive and the MYC program is only sustainable because we rely on parents volunteering their time and skills. Hence only kids whose parents are prepared to volunteer are allowed to join.

PARENTAL ASSISTANCE IS A MANDATORY REQUIREMENT OF PARTICIPATION IN THE PROGRAM.

6.2. JUNIOR BOATS SAILED

MYC supports five classes of sailing dinghies:

	<p>The training Optimist is a robust and stable option for our least experienced sailors. This international class provides the ideal platform to get sailors as young as 8 out on the water where our instructor team can help them develop confidence and basic skills.</p>
	<p>O'pen Skiff is an international class of high performance, single-handed dinghy. Ideal for experienced sailors in the 30-65kg ranges, the O'pen Skiffs are an established and competitive racing fleet and provide the ideal platform for sailors to develop their skills. The O'pen Skiff is sailed as a full and a small rigged boat.</p>
	<p>The Laser 4.7 is based on a standard Laser hull fitted with a smaller sail and amended mast. Suited to highly experienced sailors with minimum of 45kg, the Laser 4.7 is mostly sailed by teenagers.</p>
	<p>Manly Junior. This iconic native of Manly Cove is a nationally recognised class sailed by several clubs throughout Australia. With a full rig complement comprising Main, Jib and Spinnaker, the MJ has helped develop the skills of numerous Olympic Champions and an America's Cup winner!</p>
	<p>Flying 11. Another Australian design, this high-performance sailing boat is ideally suited to teenagers and is a natural transition from junior dinghies to a range of senior international classes.</p>

6.3. CLUB-OWNED BOATS

MYC recognises the dilemma facing most parents when they want their kids to try sailing. It is expensive to buy a boat and if the child decides they don't want to continue then it has to be sold. The Club has solved this problem by buying fleets of Optis and O'pen Skiffs (both small and full rigs) that can be used by Manly Sailing and the Club. Kids enrolled at Manly Sailing use the club boats and it is usual for kids moving into the club fleets to use the boats for about a season.

Those kids who have been sailing club boats for the longest will be asked to buy their own boat in order to make way for newcomers.

6.4. PRIVATELY-OWNED BOATS

The Club encourages families to buy their own boats and has some boat storage available. Usually there is no need for kids to buy Optis because they will have graduated from them within a season. There is storage available for O'pen Skiffs and Lasers and the Club is actively seeking more space to store privately owned F11s.

6.5. SAILING PATHWAYS AT MYC

Explanatory notes for the Sailing Pathways diagram on the opposite page.

Manly Sailing: Manly Sailing is an independent organisation and sub tenant of Manly Yacht Club. It teaches all ages but has a focus on juniors and is affiliated with the Australian Sailing's "Start Sailing Levels 1, 2 and 3".

Junior Fleets: Manly Sailing is now offering level 3 courses, and this has reduced the demand for our level 3 Green Fleets. This has allowed the Club to concentrate its resources on racing fleets, adventure sailing and fun sailing in two handed boats:

Fleet	Race Day	Class
Gold	Saturday Afternoon	Full Rig O'pen Skiff
Laser 4.7	Saturday Afternoon	Laser 4.7
Silver	Sunday Afternoon	Full Rig O'pen Skiff
Bronze	Sunday Afternoon	Small Rig O'pen Skiff

New Kids: These are kids that haven't completed any of the Manly Sailing courses.

	Week 0	Week 10	Week 20	Week 30	Week 40	Week 50	Week 60	
Manly Sailing Kids sailing for beginners Level 1, and 2 School sports Saturday mornings		Manly Sailing Level 3						
New Kids Have completed Level 1 and 2 else where			MYC Bronze Fleet Small Rig O'pen Skiffs, Sunday afternoon					
MYC Sailing Assessment			MYC Silver Fleet Full Rig O'pen Skiffs Sunday afternoon					
				MYC Adventure sailing including MJ and F11 experiences Saturday afternoon				
						MYC Gold Fleet		
		Kids who do level 3 with Manly Sailing Kids 9, 10 or 11 years						
		Kids too big or advanced for Small Rig Open Skiffs High achieving kids				Full Rig Open Skiffs Saturday afternoon		
		Average kids						
		Kids who like sailing but not interested in racing					MYC Race Fleet L 4.7 Laser 4.7 Saturday afternoon	
		Note: There are about 20 weeks in a season						

Progression through the Pathways is measured by the Ability Matrix.

Bronze and Silver fleet junior sailors must complete Level 1 of the Ability Matrix to the satisfaction of the Head Instructor before progressing to the Gold fleet.

LEVEL1:

Skill		Further Development Required	Performing Consistently
Knowledge	Able to remember drills on water		
	Name all parts of boat		
	Tie Bowline		
	Tie reef knot		
Body Position	Adjust body position to keep boat balanced		
	Uses tiller extension all the time		
Sail Trim	Able to adjust sail trim appropriately with wind		
	Luff sails to depower		
	Adjust sails for wind shifts and puffs/lulls		
Direction	Know all points of sail		
	Can identify what point of sail they are on when asked		
	Can identify wind direction at any time		
Head Up	Head up around a mark		
	Keeps boat flat while heading up		
	Pull mainsheet in while heading up		
Bear Off	Bear off around mark		
	Ease mainsheet while bearing off		
	Keep boat flat while bearing off		
Tack	Safely and successfully tack around mark		
	Checks for other boats or hazards before tacking		
Gybe	Safely and successfully gybe around mark		
	Checks for other boats or hazards before gybing		
Stop	Stop boat intentionally by easing sails		
	Stop boat intentionally by steering into irons		
Seamanship	Sails independently out to course		
	Identify local hazards and describe how to avoid them		
	Launch and dock boat safely at sailing facility		
Double Handed Sailing	Crew or Skipper in a F11 or MJ		

Gold fleet junior sailors must complete Level 2 of the Ability Matrix to the satisfaction of the Head Instructor and have sufficient body weight before progressing to the Laser 4.7 race fleet.

LEVEL 2:

Skill		Further Development Required	Performing Consistently
Knowledge	Independently rig boat		
	Knows and uses double handed sheeting		
Balance	Able to roll tack in light winds		
	Sitting forward in boat		
Sail Trim	Adjust sails for puffs and lulls		
Direction	Steer to keep tell tails flying 90% of the time		
	Can always identify the direction of the wind		
Head Up	Pull mainsheet in while heading up		
	Can hike out if needed while heading up		
Bear Off	Ease mainsheet while bearing off		
	When applicable lifts daggerboard and loosen boom vang		
Tack	Can tack smoothly and quickly when asked		
Gybe	Can gybe smoothly and quickly when asked		
Seamanship	Polite to coaches and other sailors on the water		
	Apply the following rules S/P, LW/WW, Overtaking, Tacking		
	Avoids the ferry		
Competition	Participate in a local or club regatta		
	Understands how to have a good start		
MJ Sailing	Skipper with Spinnaker		
	Crew with Spinnaker		
F11 Sailing	Skipper with Spinnaker		
	Crew with Spinnaker		

6.6. NEW RECRUITS

New recruits to our Junior Fleets usually come from Manly Sailing. Those who apply to join our program but who have not been students of Manly Sailing are known as New Kids.

Manly Sailing recommendations

Kids referred by Manly Sailing will enter the Bronze or Silver race fleet depending on their ability and body weight and will sail on Sunday afternoons. These sessions will be a mixture of training racing and fun exercises. Intakes to the Bronze and Silver fleets are made at the beginning of each season and again in February.

Children who show an ability to race properly and have completed Matrix Level 1 may be promoted to the Gold race fleet. This fleet provides a high level of competition and training. As well the kids can compete in the state championships and other events.

New Kids

If there are vacancies within the Junior Fleets that haven't been filled by Manly Sailing graduates, the Club will consider applications from New Kids. Factors such as their ability and experience, availability of club boats or racking for privately owned boats will need to be considered before the application can be accepted. All New Kids will need to undertake a sailing assessment conducted by our more experienced instructors who will recommend them to the Manly Sailing or MYC Junior Fleets as appropriate.

6.7. PARENTS INDUCTION COURSE

All parents have to complete an induction course before their children commence sailing. The course usually takes about an hour and explains how the Club works, what is required of parents and how the roster is set up.

6.8. JUNIORS PRE-REQUISITES

All Juniors must:

- Be invited to join the Juniors Program.
- Complete the registration process.
- Be confident swimmers and be able to swim 25 metres.
- Be sailing above AS Start Sailing Level 3
- Have the confidence to sail directly from the Club pontoon in the company of a Juniors support boat.
- Have parents who have completed the induction course.
- Have parents who are prepared to join the Roster.

BALGOWLAH PHARMACY

For all your pharmaceutical needs

First Aid kits for compliance - a specialty !



Enleen Tang
B.Sc. B. Pharm, M.P.S.

Tel (02) 9948 1436

Fax (02) 9948 2515

Business hours 9.00am – 6.00pm Mon. to Fri.

361 Sydney Road Balgowlah (near cnr Condamine St and Sydney Rd)

6.9. JUNIORS GEAR (WHAT TO BRING WITH THEM)

Juniors must wear:

- Lifejackets (supplied at club or their own).
- Booties or other appropriate footwear (at all times, including on deck).
- Hat (preferably with chin strap or string lock).
- Sunscreen.

Recommended gear includes:

- Wetsuits – optional but recommended for early-Spring or late-Autumn. Board Shorts may be worn over wetsuits to avoid damage.
- Alternatively, swimming costume/board shorts with rashie (ideally long sleeve for sun protection and warmth).
- Drink Bottle (one you can afford to lose if they are carried in the boat).
- Bag (waterproof if possible).
- Sailing Gloves, Sunglasses.
- Towel and jumper or warm clothes to change into.

6.10. COMMUNICATIONS

All Communications will go through Team App.

6.11. RACING FLEETS

Overview

This program aims to provide a fun and safe environment for young sailors to develop their skills. Children entering the racing fleet will, as a minimum, be capable of sailing a Small Rig O'pen Skiff from the pontoon at or above level 3 standard.

Silver and Bronze Fleets

The Bronze fleet is sailed in Small Rig O'pen Skiffs and most kids will progress to the Silver fleet, sailing standard rig boats in a short time. For kids of smaller size and body weight it may take a little longer. The racing is ad hoc. Towards the end of their time in the fleet they will start on a proper course using the MYC committee boat and results for the Capsize Cup and Splash Down Dash will be kept and a trophy awarded.

Children are also required to join our adventure fleet, and this includes a range of exercises and sailing in a two-handed boat such as a Manly Junior or a Flying Eleven.

Bronze and Silver fleets sail on Sunday afternoons.

Gold Fleet

Kids who sail in the Silver fleet and who have completed the level 1 matrix may be recommended by the Head Instructor to the Gold fleet. This fleet sails on Saturday afternoons in O'pen Skiffs and is a mixture of club and privately-owned boats.

Laser 4.7 Fleet

Children who have completed level 2 matrix may be recommended to the Laser 4.7 race fleet. This fleet sails on Saturday afternoons.

Instructors and Parents

Instructors are rostered to accompany all fleets, and parents are required to skipper and crew support boats and committee boats. Parents are also rostered on as Deck Captains and for the fuel run.

Standby

For kids who don't have their own boat and have had their club boat reallocated to a newcomer, don't despair, you may still be able to sail at MYC by means of the standby program.

Often a few kids don't turn up for sailing and the Club boats lie idle. It seems only reasonable that we should make best use of our resources and so we have implemented the standby system. Enquire with the Deck Captains at the last minute and they may be able to allocate an unused boat.

Training

Training will consist of theory, practice starts, upwind technique, downwind technique, mark roundings, boat handling tactics, racing rules, sail trim and some adventure sailing. The exact nature of the training will be announced at the skippers' briefing. It may also involve the fun stuff like capsizes, stand-up sailing, sailing backwards.

Training will be of about 60 to 90 minutes duration.

For some training sessions, sailors may be split up according to ability so that instructors can provide a more targeted lesson. These lessons may be structured to be part fun and serious.

Following is an indicative outline of the program for Saturdays.

TRAINING DAY (see MYC Calendar)	O'PEN SKIFFS	FLYING 11s
Training 1	Proper Boat Setup and Trim	Roll of Skipper and Crew
Training 2	Advanced Boat Trim, Handling and Sail Trim	Proper Tacking and Gybing Techniques
Training 3	Tacking Refinement/Roll Tacks/ Advanced Gybing Techniques	Boat Trim
Training 4	Advanced Mark Roundings and Starting Techniques	Sail Trim
Training 5	Reading and Interpreting Weather Charts/Reading On-Water Conditions	Use of Spinnaker and Proper Trim Techniques

Adventure Day

This may include 2-up sailing and other formats that will be both lots of fun and develop boat handling skills. The specific format will depend on weather conditions and sailor demand.

6.12. PARENTAL PARTICIPATION AND THE MANAGEMENT FRAMEWORK

We know parents are busy and any extra, unnecessary workload is not acceptable. Over the years our management systems have been streamlined so that only essential tasks are undertaken. For example, we know that kids won't rig their boats unless supervised; that we are required to provide support boats; kids won't learn to sail properly unless they are instructed; and dinghy racing is not taken seriously unless the racing is conducted properly. These are the key elements that need to be done properly.

On the one hand, we are trying to reduce the workload on parents but on the other hand we are required to manage a wide range of issues to make sure our junior sailing program can go ahead safely and smoothly.

At every session for all Racing Fleets:

Every child is required to have a parent to assist them to rig and unrig whether an allocated club boat or their own boat. This includes carrying, rigging, attending briefings, launching retrieving, de-rigging, washing and stowing.

Standing Positions

A Race Director is appointed for the Junior Fleets. They are assisted by a Head Instructor and report to the Board. They have the following responsibilities.

Standing Positions	
Juniors Racing Program Director	Board position and will be responsible for ensuring the program is meeting its objectives
Juniors Race Director	Responsible for overseeing all operations on race days, assisted by the Head Instructor and reporting to the Juniors Racing Program Director
Head Instructor	<ul style="list-style-type: none"> • Organise and assist with information meeting • Assist with registration • Assist with parents' induction course • Assist with rigging and boat equipment day • Provide and organise paperwork on sailing days • Manage parents' roster • Maintain Team App • Seek instructors • Keep on file their qualifications • Manage instructors' roster • Keep kids' progression records • Make boat allocations • Deliver a training program for the Junior Fleets

Parents Roster

To ensure continuous and unbroken supervision of sailing activities by parents, a roster has been developed. Each sailing day parents are rostered onto the following positions: Deck Captains, Support Boat Crews, Race Committees and Fuel Duties.

Parents are required to acknowledge their rostered duties by Friday morning before the weekend through Team App.

Parents may also be required at working bees, social events and for administrative duties.

Check the roster as soon as it is published and transfer your duties to your own personal diary. If you can't make a rostered day try and swap with another parent and, if you just can't, please contact the Head Instructor as early as possible.

If you have issues or suggestions, talk to your fellow members – there's a lot of experience and it's likely someone has been there before, or has similar ideas that they want to develop. Communicate them to the Head Instructor. We want this program to evolve into something better each season.

The Roster can be found on Team App.

Parents Rostered Positions			
Position	Role / Job description	Silver & Bronze	Gold & Laser 4.7
Deck Captain	<p>This requires an on-time arrival to unlock and set-up as well as late finish to pack up. Captain remains on Deck during sail activities to man the radio (in case of emergencies), assist in receiving any early retirements and to co-ordinate parents for reception of the fleet at the end of the session. They also have a role to ensure the sign on and off sheets are completed properly and that boats are rigged in the correct place in accordance with Section 5.20 Deck, Boats and Action Plan in the MYC Handbook.</p> <p>Issue Boat Holding Tags.</p>	✓	
Support Boat Crew	<p>The support boats to be used will be displayed in Section 5.20 Deck, Boats and Action Plan in the MYC Handbook and all skippers must hold a valid RMS boat licence. In addition, skippers must complete a short on-line course and test (see the MYC website www.myc.org.au) prior to taking control of a MYC support boat.</p> <p>The crew is required to launch; prepare the support boat; support the instructor or Race Committee as they require; lay and retrieve marks as directed and return the boat to storage.</p>	✓	✓
Race Committee	<p>All racing is conducted in accordance with the Racing Rules of Sailing. A Race Committee is led by an experienced Race Officer and has overall control of the race area but works closely with the Instructor to ensure all competitors are comfortably sailing the course. The Race Committee sets courses; starts and finishes races; collects results and manages the race area.</p>	✗	✓
Fuel Duties	<p>They refill fuel cans. No Ethanol! The Payment Reimbursement Form is available on Team App.</p>	✓	

Instructors Roster

Most kids won't learn to sail without well targeted and trained instructors. It is often difficult for parents to teach their own kids to sail, whereas young, but qualified instructors, seem to connect with youngsters saying to them that sailing is in fact fun.

Manly Yacht Club employs qualified instructors from Australia and overseas to work with our Junior Fleets. Each sailing weekend, the instructors are rostered to manage fleets of 5 to 6 kids each.

6.13. GENERAL CONDITIONS OF RACING FOR JUNIOR FLEETS

6.13.1 RULES

Racing is governed by:

- a) the current Racing Rules of Sailing (RRS) of World Sailing (WS) and the Australian Sailing Special Regulations ('The Blue Book').
- b) A vessel in breach of COLREGS may be disqualified (DSQ) by the Race Committee.
- c) The current Sailing Instructions (SI), which may be amended. It is the competitor's responsibility to check for amendments. The Sailing Instructions may amend, delete or replace rules contained in the Racing Rules of Sailing, MYC General Conditions of Racing for Junior Fleets, and any Class Rules.

6.13.2 NOTICES TO COMPETITORS

Notices to Competitors will be posted on Team App.

6.13.3 SIGNALS MADE ASHORE

Signals made ashore will be displayed on the MYC flagpole at the end of the jetty.

6.13.4 MARKS

MYC laid marks are orange spherical buoys.

6.13.5 AREAS THAT ARE OBSTRUCTIONS

- The areas of water between the outer line of all permanent moorings and the shoreline of Port Jackson shall be 'prohibited waters' for boats that are racing.
- All cardinal marks shall rank as 'obstructions' for boats that are racing and shall be passed on the side indicated on the cardinal mark, with the exception of the channel separation marker north of the Sow and Pigs reef.
- The area of water around any commercial ships, 30m on either side and astern and 500m ahead; or ferries, 30m on either side and astern, and 200m ahead - shall be an active exclusion zone and shall rank as an 'obstruction' for boats that are racing.

6.13.6 THE START

- The committee boat will fly the MYC Burgee and an Orange Flag when it is on station.
- The starting line will be between the flagstaff on the Committee Boat at the starboard end and an orange spherical buoy at the port end.
- The course number will be displayed on the Committee Boat before the start.
- Boats whose warning signal has not been made should avoid the starting area.
- Individual and general recalls shall be in accordance with RRS 29. In the event of a general recall, the order of starting will not be altered.
- The warning signal of the next class/division will be made 3 minutes after the start of the previous class/division.
- Times shall be taken from visual signals; the failure of a sound signal shall be disregarded.
- A boat starting later than 9 minutes after her starting signal will be scored DNS. This changes RRS Appendix A4.
- Starts will be conducted with a Warning Signal 3 minutes prior to the Starting Signal. The preparatory signal shall be made 2 minutes prior to the starting signal. This changes RRS 26.

6.13.7 THE FINISH

- The Committee Boat will fly the MYC Burgee and a Blue Flag when it is on station.
- The finishing line will be between the Committee Boat flagstaff and an orange spherical buoy at either end of the line.

6.13.8 PENALTY SYSTEM

Your attention is drawn to RRS Rule 44.2 which states in part that 'a boat takes a One-Turn or Two-Turns Penalty by promptly making the required number of turns in the same direction, each turn including one tack and one gybe'.

6.13.9 PROTESTS

- Protests shall be in writing. A recommended Protest Form is available at the MYC Office and the MYC website www.myc.org.au.
- Protests shall be lodged at the MYC Office within two (2) hours after the time of the last boat's finish.
- Protests will be heard in approximately the order of receipt as soon as possible.

6.13.10 SCORING

- Rule A5.3 will apply.

6.13.11 PRIZES AND TROPHIES

- Perpetual trophies awarded by MYC are shown in Section 5.8, Trophies and Presentations in the MYC Handbook.
- Trophies will be presented on the Club's Presentation evening.

6.13.12 DISCLAIMER OF LIABILITY

Competitors participate in the racing entirely at their own risk. MYC will not accept any liability for material damage or personal injury or death sustained in conjunction with or prior to, during or after the racing. MYC is not responsible for the seaworthiness of a privately-owned boat whose entry is accepted or the sufficiency or adequacy of its equipment. MYC reserves the right to refuse an entry. Attention is drawn to RRS Rule 3 - Decision to Race.

6.13.13 INSURANCE

For MYC Juniors, Lasers and all other boats racing at MYC, the entrant or their parents or guardians shall ensure that each participating boat is covered by the appropriate insurance.

6.14. ON DECK MANAGEMENT

Our deck is the central focus of our sailing program, but it is not big enough to rig, at one time, all the boats we hold in storage. In fact, we can't rig half the boats in storage and so we have to be clever; we need to use space efficiently and stagger our rig and launch times. For MYC it is a precious asset. Remember the deck is managed by the Deck Captains and users must do as they are asked.

Deck Etiquette

If properly organised there's plenty of space on the deck. Be aware of Section 5.20 Deck, Boats and Action Plan in the MYC Handbook and make sure you are rigging at the right time and in the correct place. If you need to tilt your boat to access the mast, try to minimise the time that the boat is tilted and hence reduce the disruption to others. Make sure your kids are on time for the briefings and launchings.

Launching support boats

The Deck Captains should themselves, or better still organise other parents, to launch the support boats so that the deck is freed up for rigging. To increase deck space, all support boats should be launched before any sailing boats are rigged. If the spare boat is not being used it should be put into the position shown in Section 5.21 Deck Rigging Plan in the MYC Handbook. Once the boats are launched, the inflatable boats' dollies, along with any racks can be rolled back into the boat storage area to make room for rigging.

The deck and equipment usage

We have two plans: Section 5.20 Deck, Boats and Action Plan tells you **WHEN** and Section 5.21 Deck Rigging Plan tells you **WHERE** to rig your boat. Often, not every boat scheduled to sail turns up, and if there is space and you want to start rigging early then that's fine, but if it becomes a full house you will have to give way.

Section 5.21 Deck Rigging Plan is for normal days, but on occasions we will have special events and a special rigging plan will be issued and posted on Team App and on the Notice Board in the foyer of the ground floor of MYC before the pre-race briefing. Section 5.21 Deck Rigging Plan works well in south, easterly and north easterly wind, but for other directions the plan may need modification. For these winds the Deck Captains will modify the layout but keep the same general pattern.

Rigging boats

Arrive to sailing days with plenty of buffer time. Whatever can go wrong will go wrong at rigging time and it's better to have time to sort things out than rush equipment preparation. Make sure:

- The boat you are rigging is the one your instructor wants you to sail.
- Ensure each boat is FULLY RIGGED prior to taking it onto the pontoon to avoid delays.
- The mast, boom, centre board and rudder need to be properly secured in case of a capsized.
- Make sure the bungs are fitted properly.
- Fit your name tag.

Fleet Launches

All boats need to be launched at the times stated in Section 5.20 Deck, Boats and Action Plan. Each junior sailor is required to have a parent present to assist with the launching. Training each sailor on rudder/centreboard/sheet/launch routines will help speed up this process.

Fleet Retrieval

Unless otherwise announced (e.g. at the Sailor Briefing) all parents should be back on the pontoon by the times shown in Section 5.20 Deck, Boats and Action Plan. It's all hands-on deck and the process works best if everyone pitches in, don't wait until your own sailor arrives. Many hands make light work. Ultimately it is the responsibility of each parent to ensure that their kid's boat is washed and returned to the racks. Make sure that all salt is washed from blocks, ropes and especially cleats.

Locking up

The clubhouse contains a great many valuable boats and associated equipment and it needs to be locked up properly when not being used by its members. It is the Deck Captains' job to open and close the building for the junior's program. They do not have to lock the building if they can confirm that another user will do the job.

Jumping and diving from the wharf

Statistics show that jumping and diving into uncontrolled water is very dangerous and a risk assessment of our sailing program has identified diving from the MYC wharf as the most dangerous activity at the Club. **The MYC Board has banned jumping and diving from the wharf** and requests parents to be proactive in enforcing this rule. For more information see Section 4.4 MYC Wharf and Moorings in the MYC Handbook.

Support Boats

The Club owns the following support boats:

Boat	Description	Usage	Call sign	Capacity
Margo	Rigid Inflatable Boat	Support/Instructor	Margo	2 adults
Christabel	Rigid Inflatable Boat	Support/Instructor	Christabel	2 adults
Nigel Holman	Centre console RIB	Instructor for F11s	Nigel H	3 adults
Robbie R	Aluminium workboat	Mark laying	Robbie R	8 adults
Charlie's Chariot*	Aluminium workboat	Support/Mark laying	Cha Cha	3 adults
Carlyle	Half cabin launch	Start boat	Carlyle	4 adults

* Owned by Manly Sailability but loaned to MYC if required.

These boats are dedicated to various purposes as shown in Section 5.20 Deck, Boats and Action Plan.

Abandonment of Sailing

Weather, equipment failure or other events may necessitate sailing to be abandoned.

The decision whether or not to launch will be made by the Head Instructor or senior instructor for each fleet. An announcement will be made on the deck at about the time it becomes available for the particular fleet. In the event of severe weather forecasts the decision to abandon maybe made after the 5pm forecast on the previous day and broadcast on Team App.

The decision to abandon may also be made on the water if conditions become unexpectedly difficult. For the Gold & Laser 4.7 fleets this will be signalled in the usual way according to the RRS by the Race Committee (see also Section 5.19 Strong Wind Abandonment Guidelines in the MYC Handbook), and for the Silver and Bronze race fleets the decision will be made by the Head Instructor or Senior Instructor and conveyed to the boats by the instructors and parents.

Sign-on/off

For a variety of reasons from just knowing how well our services are being used, to the serious matter of responding to an on-water incident, the Club needs to know who is participating in its events. All Fleets need to sign on and off and this includes noting their sail number if appropriate.

Note that parents are allowed to sign on behalf of their children. Records for each week will be uploaded to Team App and kids whose parents are not present, may be barred from sailing.

Instructors/Support Boat Briefing

To plan the day's activities properly and to respond to special circumstances, particularly the weather, Deck Captains, instructors and support boat drivers need to meet briefly before the on-water activities commence. They should confirm the program for the day, consider the latest weather forecasts and any special participants requirements, support boat availability etc.

Sailor Briefing

The sailors briefing for each fleet will be held on the deck, in the foyer or boat storage area at the times shown in Section 5.20 Deck, Boats and Action Plan. They confirm the program for the day, consider the latest weather forecasts and provide an opportunity for the instructors to lead the kids through the day's program.

Damaged Club Boats

The Club acknowledges the need for routine maintenance and also that damage to boats and equipment will occur from time to time. Of course, repeat offenders will be investigated but otherwise occasional damage simply needs to be repaired. If no action is taken, then the Manly Yacht Club and or Manly Sailing's program will be disrupted when the boats are next used.

The repair process is started by recording the damage in an email to juniors@myc.org.au and to info@manlysailing.com.au. These emails will warn other boat users that the boats are unserviceable, allowing them as much time as possible to make alternate arrangements.

Boat Licences

Our Juniors Program can't function without support boats, Race Committee and mark laying boats. All of these boats need to be skippered by parents with boat licences. If you do have a boat licence, please let the Head Instructor juniors@myc.org.au know. If you don't have a licence, please consider getting one.

Other Club Members and Users

Juniors are one of many stakeholders in MYC. We share responsibility for the safe operation and maintenance of the Club and to operate with courtesy towards all members. Events are scheduled and rigging times are staggered so that there should be enough room and opportunity for all of us to sail. However, from time to time things can go wrong and we all have to give way a little and make things work.

Calendar of Events

The full list of events can be found in Section 5.7 MYC Calendar in the MYC Handbook.

Abbreviations can be found in Section 3 Abbreviations in the MYC Handbook. A legend of calendar events follows immediately after Section 5.7 MYC Calendar.